

# ARDEX MANUFACTURED STONE INSTALLATION SYSTEMS

- Outstanding Sag Resistance
- Water and Frost Resistant
- Superior Bond Strength
- Faster and Easier Installation



## The ARDEX Difference

Manufactured stone commonly referred to as stone veneer is among the fastest growing decorative building products on the market. The aesthetics and variety of these products have improved significantly providing an attractive finished look that is hard to differentiate from authentic natural stone at a lower cost.

Despite the many benefits, the increased popularity of manufactured stone systems has led to an influx of less experienced installers and the use of low quality materials that are inconsistent or not properly formulated for these products. The results include delamination, water problems and failures that lead to costly repairs.

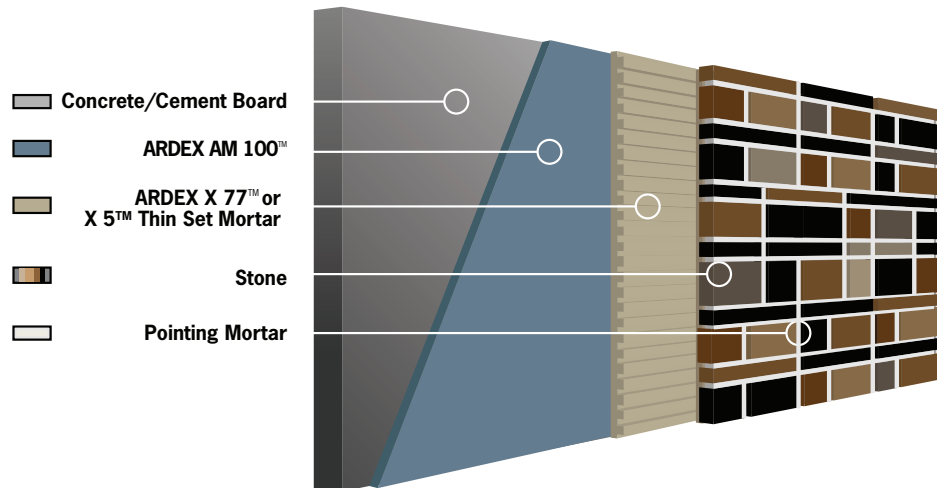
ARDEX Manufactured Stone Installation Systems are a complete line of easy to use high-performance products including mortars, smoothing compounds, waterproofing and grouts, all backed by the comprehensive ARDEX SystemOne™ Warranty for ultimate peace of mind! ARDEX also offers extensive training with an expert team of technical specialists throughout North America that is available for tech support, specification assistance and jobsite visits.



## Installation Methods

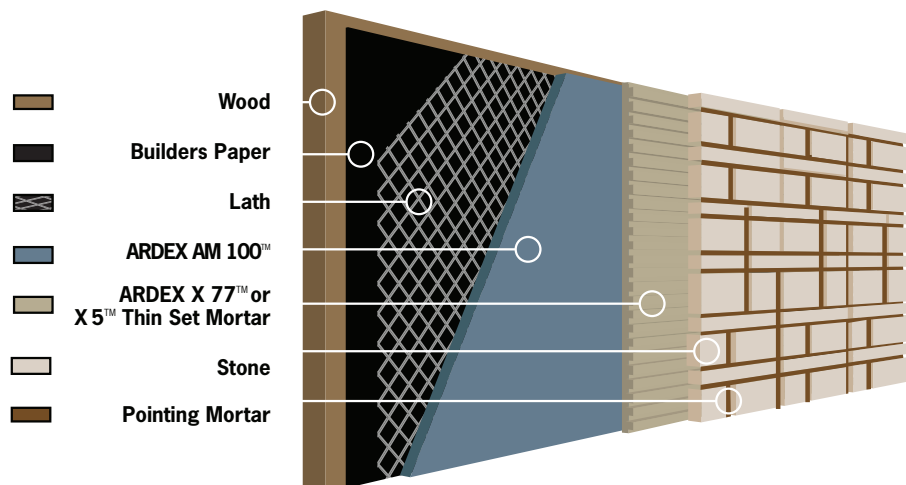
### Interior Installation Over Concrete, Masonry or Cement Board Substrates

1. For concrete or masonry substrates that are rough or require repairing, smooth the substrate with ARDEX AM 100™ Rapid Set Smoothing and Ramping Mortar to create a smooth optimal surface that can receive the manufactured stone in just two hours where most brown coats require 24 hours.
2. Use ARDEX X 77™ MICROTEC® Fiber Reinforced Thin Set Mortar or ARDEX X 5™ Thin Set Mortar to install the manufactured stone.
3. Grout with an appropriate pointing mortar.



### Interior Installations Over Framed or Wood Substrates

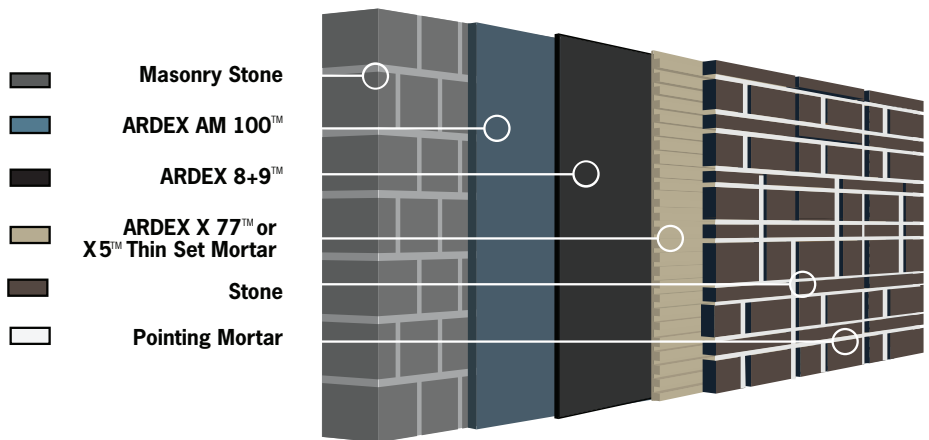
1. Fasten builders paper (tar paper), Grade D paper or similar to the substrate (typically two layers) and then attach metal lath that complies with ASTM 1063.
2. Smooth over the lath with ARDEX AM 100™ Rapid Set Smoothing and Ramping Mortar to create a smooth surface that can receive the manufactured stone installation in just two hours where most brown coats require 24 hours.
3. Use ARDEX X 77™ MICROTEC® Fiber Reinforced Thin Set Mortar or ARDEX X 5™ Thin Set Mortar to install the manufactured stone.
4. Grout with an appropriate pointing mortar.



For interior installations using cement board over wood framed substrates refer to concrete diagram above.

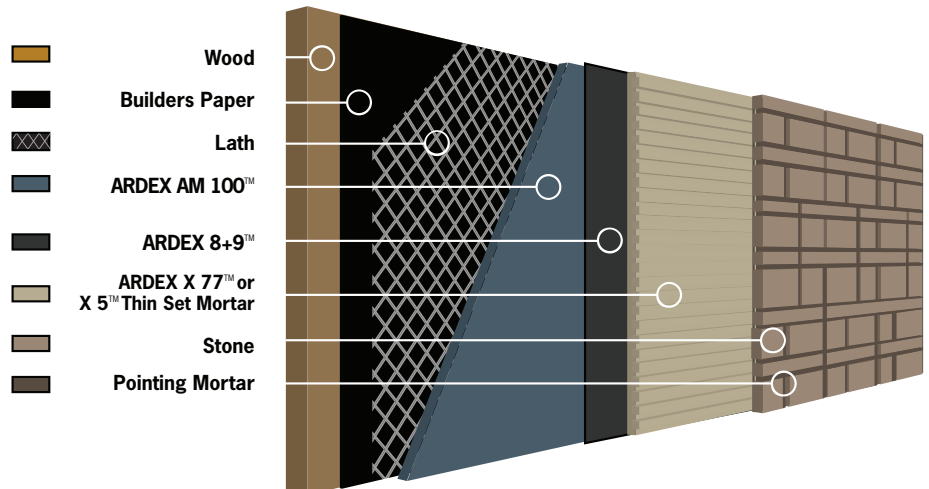
## Exterior Installation Over Concrete, Masonry or Cement Board Substrates

1. For concrete or masonry substrates that are rough or require repairing, smooth the substrate with ARDEX AM 100™ Rapid Set Smoothing and Ramping Mortar to create a smooth optimal surface that can receive ARDEX 8+9™ Waterproofing and Crack Isolation compound in just two hours where most brown coats require 24 hours to cure.
2. Apply ARDEX 8+9 Waterproofing and Crack Isolation Compound over the ARDEX AM 100 or directly to the concrete, masonry or cement board substrate to provide protection from water intrusion.
3. Use ARDEX X 77™ MICROTEC® Fiber Reinforced Thin Set Mortar or ARDEX X 5™ Thin Set Mortar to install the manufactured stone.
4. Grout with an appropriate pointing mortar.



## Exterior Installations Over Framed Wood or Other Substrates

1. Fasten builders paper (tar paper), Grade D paper or similar to the substrate (typically two layers) and then attach metal lath that complies with ASTM 1063.
2. Smooth over the lath with ARDEX AM 100™ Rapid Set Smoothing and Ramping Mortar to create a smooth optimal surface that can receive ARDEX 8+9™ Waterproofing in just two hours where most brown coats require 24 hours to cure.
3. Apply ARDEX 8+9 Waterproofing and Crack Isolation Compound over the ARDEX AM 100 to provide protection from water intrusion.
4. Use ARDEX X 77™ MICROTEC® Fiber Reinforced Thin Set Mortar or ARDEX X 5™ Thin Set Mortar to install the manufactured stone.
5. Grout with an appropriate pointing mortar.



**ARDEX** tile & stone  
Installation Systems



# ARDEX MANUFACTURED STONE INSTALLATION SYSTEMS

## ARDEX X 77™ MICROTEC®

Fiber Reinforced Thin Set Mortar

For all types of manufactured stone systems when failure is not an option

- 60 minute open time; double ISO 13007 Standards
- Outstanding sag resistance; double ISO 13007 standards
- Water and frost resistant
- Excellent flexibility and strength
- 4 hour pot life
- Great coverage: 110 sq.ft. per 40 lb. bag



## ARDEX X 5™

Thin Set Mortar

A highly flexible thin set mortar that is ideal for most types of manufactured stone systems

- Excellent sag resistance
- Water and frost resistant
- Very flexible
- Easy to use and apply
- 3 hour pot life
- Very good coverage: 80 sq.ft. per 40 lb. bag



## ARDEX 8+9™

Waterproofing and Crack Isolation Compound

Topside water protection to protect from water intrusion and the rusting of metal lath

- Rapid drying; set stone in just 90 minutes
- Crack isolation up to 1/8"
- Cementitious; outstanding bonding
- Easy to use
- Outstanding coverage; 100 sq. ft. per unit



## ARDEX AM 100™

Rapid Set Smoothing and Ramping Mortar

Smooth concrete and masonry surfaces and for use as the brown coat layer over metal lath

- Install stone in just 2 hours
- Water and frost resistant
- Easy to use and apply
- Install up to 1 1/4"
- Only one coat required

## Other outstanding ARDEX Products for Natural or Manufactured Stone Installations

### ARDEX FL™

Rapid Set, Flexible Sanded Grout

- Grout joints from 1/16" to 1/2"
- Open to traffic in just 90 minutes
- Excellent color consistency
- Stain and water resistant
- Available in 35 colors

### ARDEX X 32™ MICROTEC™

Fiber Reinforced Rapid Setting Thin to Thick Bed Mortar

- Specially formulated for all types of natural and manufactured stone
- Thin to thick bed, 1/8" to 1"
- Rapid setting: Grout in just three hours, even at 1"
- Ideal for ungauged stone
- Excellent sag resistance



## ARDEX SystemOne™ Warranty

With more than 60 years of global experience and innovation leadership, ARDEX Manufactured Stone Installation Systems are backed by the industry-best, comprehensive 10 Year SystemOne™ Warranty when using a specified system of ARDEX high performance installation products. The SystemOne Warranty is a full replacement warranty that includes product replacement, materials and labor providing ultimate peace of mind for installers and owners.

Please visit [www.ardexamericas.com](http://www.ardexamericas.com) for complete SystemOne Warranty details.



**AMERICAS**

400 Ardex Park Drive  
Aliquippa, PA 15001  
888-512-7339

[www.ardexamericas.com](http://www.ardexamericas.com)